

**Pneumatically operated
3-Way
Brass Nickel Plated ball valve
P8705**



P8705

Solid, pneumatically operated 3-Way nickel-plated brass ball valve with L- or T- Bore and airpower actuator in double acting and single acting version.

SIZE

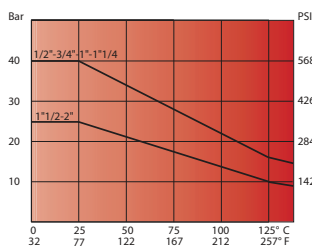
DN08 (1/4") to DN50 (2") Full bore

CONNECTION

- 2-Sided female thread according to UNI EN 10226 (DIN ISO 7/1)
- Mounting flange according to ISO 5211

NOMINAL PRESSURE

From PN40 (1/4) to PN25 (2")



TEMPERATURE RANGE

From -20° to +150°C

MATERIALS

- Body: Brass CW 617 N UNI EN 12165
- Ball: Brass, hard chrome CW 614 N UNI EN 12164
- Ball seal: PTFE
- Shaft: Brass, hard chrome CW 614 N UNI EN 12164
- Shaft sealing: PTFE
- O-Ring: Elastomer
- Stuffing box gland: brass UNI EN 12164 CW 614 N
- Packed gland PTFE

FLOW DIRECTION

Random

MOUNTING POSITION

See mounting reference for industrial valves.

MEDIUM

Neutral gases and liquids. For applications with aggressive media consult resistance table. Certain media may increase the torque.

OPERATION (Standard)

With pneumatic actuator double acting or single acting version.

CONTROL MEDIUM

Compressed air or inert gases according PNEUROP/ISO class 4, other control medium on request.

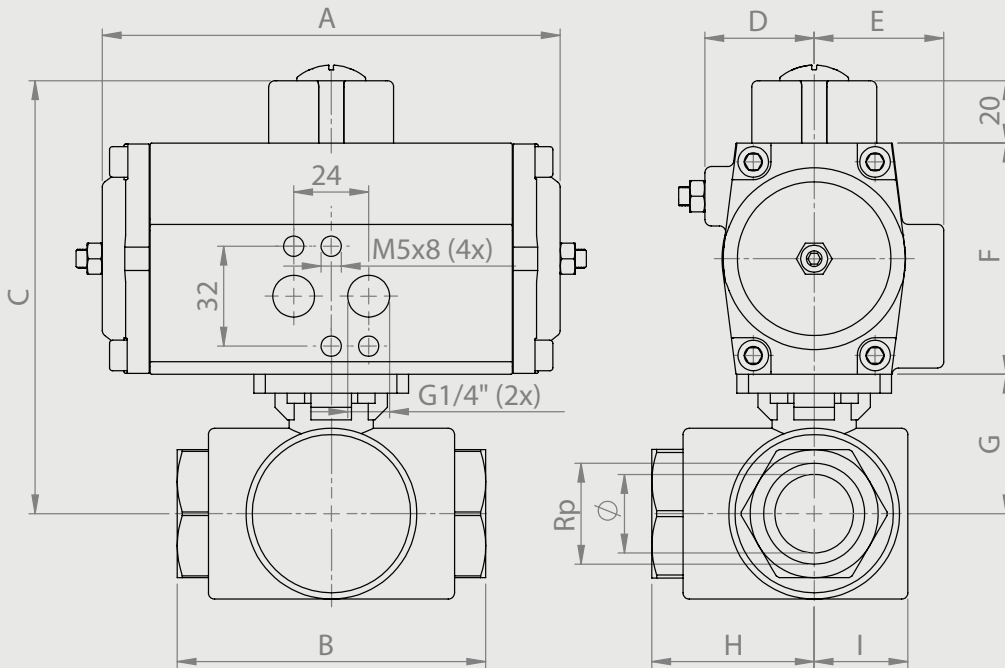
CONTROL PRESSURE

- 5,5 bar, other control pressure on request.

OPTIONS AND ACCESSORIES

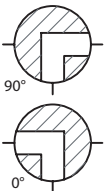
Mechanical or inductive limit switches mounted in a switch box or single mounted on the actuator.

Pneumatically operated
3-Way
Brass Nickel Plated ball valve
P8705



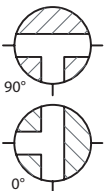
Double-acting ball valve, L4-bore with pipe threads

Nominal[mm] connection[mm]		max. press. [bar] PN	M(1) +30% [Nm]	Flange	Square	Kv	Pneumatic Actuator	Dimension [mm] and weight [kg]										Order Code
DN	Rp							A	B	C	D	E	F	G	H	I	Weight	
8	G1/4	40	7,2	F03	9	5,9	APD050	147	65	132	29,5	41,5	74	38	33	17	1,85	3P87050305
10	G3/8	40	7,2	F03	9	9,4	APD050	147	65	132	29,5	41,5	74	38	33	17	1,85	3P87050310
15	G1/2	40	7,2	F03	9	17	APD050	147	65	132	29,5	41,5	74	38	33	17	1,90	3P87050315
20	G3/4	40	8,5	F03	9	41	APD050	147	76	136	29,5	41,5	74	42	38	22	2,10	3P87050320
25	G1	40	12,5	F03/F04	9	70	APD050	147	97	141	29,5	41,5	74	47	49	26	2,8	3P87050325
32	G1.1/4	40	19,5	F04/F05	11	121	APD050	147	118	170	36,0	47,0	88	62	59	36	4,0	3P87050330
40	G1.1/2	25	32,5	F04/F05	11	200	APD060	184	135	172	36,0	47,0	88	64	68	38	5,6	3P87050335
50	G2	25	43,0	F05	14	292	APD070	184	157	194	41,5	53,0	100	74	79	43	9,3	3P87050340



Double-acting ball valve, T1-bore with pipe threads

Nominal[mm] connection[mm]		max. press. [bar] PN	M(1) +30% [Nm]	Flange	Square	Kv	Pneumatic Actuator	Dimension [mm] and weight [kg]										Order Code
DN	Rp							A	B	C	D	E	F	G	H	I	Weight	
8	G1/4	40	7,2	F03	9	5,9	APD050	147	65	132	29,5	41,5	74	38	33	17	1,85	3P87050405
10	G3/8	40	7,2	F03	9	9,4	APD050	147	65	132	29,5	41,5	74	38	33	17	1,85	3P87050410
15	G1/2	40	7,2	F03	9	17	APD050	147	65	132	29,5	41,5	74	38	33	17	1,90	3P87050415
20	G3/4	40	8,5	F03	9	41	APD050	147	76	136	29,5	41,5	74	42	38	22	2,10	3P87050420
25	G1	40	12,5	F03/F04	9	70	APD050	147	97	141	29,5	41,5	74	47	49	26	2,8	3P87050425
32	G1.1/4	40	19,5	F04/F05	11	121	APD050	147	118	170	36,0	47,0	88	62	59	36	4,0	3P87050430
40	G1.1/2	25	32,5	F04/F05	11	200	APD060	184	135	172	36,0	47,0	88	64	68	38	5,6	3P87050435
50	G2	25	43,0	F05	14	292	APD070	184	157	194	41,5	53,0	100	74	79	43	9,3	3P87050440

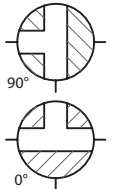


Pneumatically operated
3-Way
Brass Nickel Plated ball valve

P8705

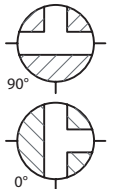
Double-acting ball valve, T2-bore with pipe threads

Nominal[mm] connection[mm]		max. press. [bar] PN	M(1) +30% [Nm]	Flange	Squa- re	Kv	Pneu- matic Actuator	Dimension [mm] and weight [kg]										Order Code
DN	Rp							A	B	C	D	E	F	G	H	I	Weight	
8	G1/4	40	7,2	F03	9	5,9	APD050	147	65	132	29,5	41,5	74	38	33	17	1,85	3P87050505
10	G3/8	40	7,2	F03	9	9,4	APD050	147	65	132	29,5	41,5	74	38	33	17	1,85	3P87050510
15	G1/2	40	7,2	F03	9	17	APD050	147	65	132	29,5	41,5	74	38	33	17	1,90	3P87050515
20	G3/4	40	8,5	F03	9	41	APD050	147	76	136	29,5	41,5	74	42	38	22	2,10	3P87050520
25	G1	40	12,5	F03/F04	9	70	APD050	147	97	141	29,5	41,5	74	47	49	26	2,8	3P87050525
32	G1.1/4	40	19,5	F04/F05	11	121	APD050	147	118	170	36,0	47,0	88	62	59	36	4,0	3P87050530
40	G1.1/2	25	32,5	F04/F05	11	200	APD060	184	135	172	36,0	47,0	88	64	68	38	5,6	3P87050535
50	G2	25	43,0	F05	14	292	APD070	184	157	194	41,5	53,0	100	74	79	43	9,3	3P87050540



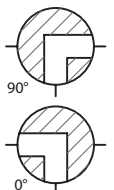
Double-acting ball valve, T3-bore with pipe threads

Nominal[mm] connection[mm]		max. press. [bar] PN	M(1) +30% [Nm]	Flange	Squa- re	Kv	Pneu- matic Actuator	Dimension [mm] and weight [kg]										Order Code
DN	Rp							A	B	C	D	E	F	G	H	I	Weight	
8	G1/4	40	7,2	F03	9	5,9	APD050	147	65	132	29,5	41,5	74	38	33	17	1,85	3P87050605
10	G3/8	40	7,2	F03	9	9,4	APD050	147	65	132	29,5	41,5	74	38	33	17	1,85	3P87050610
15	G1/2	40	7,2	F03	9	17	APD050	147	65	132	29,5	41,5	74	38	33	17	1,90	3P87050615
20	G3/4	40	8,5	F03	9	41	APD050	147	76	136	29,5	41,5	74	42	38	22	2,10	3P87050620
25	G1	40	12,5	F03/F04	9	70	APD050	147	97	141	29,5	41,5	74	47	49	26	2,8	3P87050625
32	G1.1/4	40	19,5	F04/F05	11	121	APD050	147	118	170	36,0	47,0	88	62	59	36	4,0	3P87050630
40	G1.1/2	25	32,5	F04/F05	11	200	APD060	184	135	172	36,0	47,0	88	64	68	38	5,6	3P87050635
50	G2	25	43,0	F05	14	292	APD070	184	157	194	41,5	53,0	100	74	79	43	9,3	3P87050640



Single-acting ball valve, L4-bore with pipe threads

Nominal[mm] connection[mm]		max. press. [bar] PN	M(1) +30% [Nm]	Flange	Squa- re	Kv	Pneu- matic Actuator	Dimension [mm] and weight [kg]										Order Code
DN	Rp							A	B	C	D	E	F	G	H	I	Weight	
8	1/4	40	7,2	F03	9	5,9	APS050	147	65	132	29,5	41,5	74	38	33	17	1,85	3P87050705
10	3/8	40	7,2	F03	9	9,4	APS050	147	65	132	29,5	41,5	74	38	33	17	1,83	3P87050710
15	1/2	40	7,2	F03	9	17	APS050	147	65	132	29,5	41,5	74	38	33	17	1,80	3P87050715
20	3/4	40	8,5	F03	9	41	APS050	147	76	136	29,5	41,5	74	42	38	22	2,8	3P87050720
25	1	40	12,5	F03/F04	9	70	APS050	147	97	141	29,5	41,5	74	47	49	26	4,45	3P87050725
32	1.1/4	40	19,5	F04/F05	11	121	APS070	184	161	182	41,5	53,0	100	62	59	36	5,65	3P87050730
40	1.1/2	25	32,5	F04/F05	11	200	APS080	204	180	193	45,0	56,0	109	64	68	38	7,0	3P87050735
50	2	25	43,0	F05	14	292	APS090	262	209	214	52,0	55,0	120	74	79	43	11,3	3P87050740

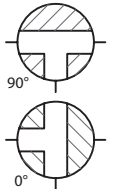


Pneumatically operated
3-Way
Brass Nickel Plated ball valve

P8705

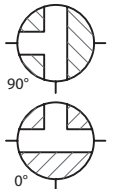
Single-acting ball valve, T1-bore with pipe threads

Nominal[mm] connection[mm]		max. press. [bar] PN	M(1) +30% [Nm]	Flange	Squa- re	Kv	Pneu- matic Actuator	Dimension [mm] and weight [kg]										Order Code
DN	Rp							A	B	C	D	E	F	G	H	I	Weight	
8	1/4	40	7,2	F03	9	5,9	APS050	147	65	132	29,5	41,5	74	38	33	17	1,85	3P87050805
10	3/8	40	7,2	F03	9	9,4	APS050	147	65	132	29,5	41,5	74	38	33	17	1,83	3P87050810
15	1/2	40	7,2	F03	9	17	APS050	147	65	132	29,5	41,5	74	38	33	17	1,80	3P87050815
20	3/4	40	8,5	F03	9	41	APS050	147	76	136	29,5	41,5	74	42	38	22	2,8	3P87050820
25	1	40	12,5	F03/F04	9	70	APS050	147	97	141	29,5	41,5	74	47	49	26	4,45	3P87050825
32	1.1/4	40	19,5	F04/F05	11	121	APS070	184	161	182	41,5	53,0	100	62	59	36	5,65	3P87050830
40	1.1/2	25	32,5	F04/F05	11	200	APS080	204	180	193	45,0	56,0	109	64	68	38	7,0	3P87050835
50	2	25	43,0	F05	14	292	APS090	262	209	214	52,0	55,0	120	74	79	43	11,3	3P87050840



Single-acting ball valve, T2-bore with pipe threads

Nominal[mm] connection[mm]		max. press. [bar] PN	M(1) +30% [Nm]	Flange	Squa- re	Kv	Pneu- matic Actuator	Dimension [mm] and weight [kg]										Order Code
DN	Rp							A	B	C	D	E	F	G	H	I	Weight	
8	1/4	40	7,2	F03	9	5,9	APS050	147	65	132	29,5	41,5	74	38	33	17	1,85	3P87050905
10	3/8	40	7,2	F03	9	9,4	APS050	147	65	132	29,5	41,5	74	38	33	17	1,83	3P87050910
15	1/2	40	7,2	F03	9	17	APS050	147	65	132	29,5	41,5	74	38	33	17	1,80	3P87050915
20	3/4	40	8,5	F03	9	41	APS050	147	76	136	29,5	41,5	74	42	38	22	2,8	3P87050920
25	1	40	12,5	F03/F04	9	70	APS050	147	97	141	29,5	41,5	74	47	49	26	4,45	3P87050925
32	1.1/4	40	19,5	F04/F05	11	121	APS070	184	161	182	41,5	53,0	100	62	59	36	5,65	3P87050930
40	1.1/2	25	32,5	F04/F05	11	200	APS080	204	180	193	45,0	56,0	109	64	68	38	7,0	3P87050935
50	2	25	43,0	F05	14	292	APS090	262	209	214	52,0	55,0	120	74	79	43	11,3	3P87050940



Single-acting ball valve, T3-bore with pipe threads

Nominal[mm] connection[mm]		max. press. [bar] PN	M(1) +30% [Nm]	Flange	Squa- re	Kv	Pneu- matic Actuator	Dimension [mm] and weight [kg]										Order Code
DN	Rp							A	B	C	D	E	F	G	H	I	Weight	
8	1/4	40	7,2	F03	9	5,9	APS050	147	65	132	29,5	41,5	74	38	33	17	1,85	3P87051005
10	3/8	40	7,2	F03	9	9,4	APS050	147	65	132	29,5	41,5	74	38	33	17	1,83	3P87051010
15	1/2	40	7,2	F03	9	17	APS050	147	65	132	29,5	41,5	74	38	33	17	1,80	3P87051015
20	3/4	40	8,5	F03	9	41	APS050	147	76	136	29,5	41,5	74	42	38	22	2,8	3P87051020
25	1	40	12,5	F03/F04	9	70	APS050	147	97	141	29,5	41,5	74	47	49	26	4,45	3P87051025
32	1.1/4	40	19,5	F04/F05	11	121	APS070	184	161	182	41,5	53,0	100	62	59	36	5,65	3P87051030
40	1.1/2	25	32,5	F04/F05	11	200	APS080	204	180	193	45,0	56,0	109	64	68	38	7,0	3P87051035
50	2	25	43,0	F05	14	292	APS090	262	209	214	52,0	55,0	120	74	79	43	11,3	3P87051040

